



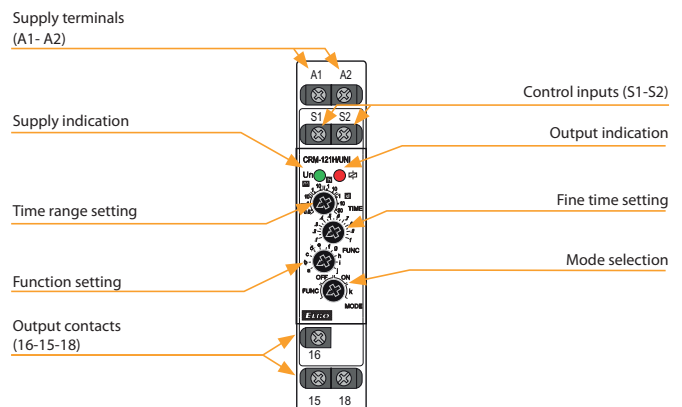
EAN code  
CRM-121H/UNI: 8595188175555

Technical parameters		CRM-121H
<b>Power supply</b>		
Supply terminals:	A1 - A2	
Voltage range:	AC/DC 12 - 240 V (AC 50-60 Hz)	
Power input (max.):	2 VA/1.5W	
Supply voltage tolerance:	-15 %; +10 %	
Supply indication:	green LED	
<b>Time circuit</b>		
Number of functions:	11	
Time ranges:	50 ms - 30 days	
Time setting:	rotary switch and potentiometer	
Time deviation:*	5 % - mechanical setting	
Repeat accuracy:	0.2 % - set value stability	
Temperature coefficient:	0.01 %/°C, at = 20 °C (0.01 %/°F, at = 68 °F)	
<b>Output</b>		
Number of contacts	1x changeover/SPDT (AgNi)	
Current rating:	16 A/AC1; 1 HP 240 Vac, 1/2 HP 120 Vac; PD. B300	
Breaking capacity:	4000 VA/AC1, 384 W/DC	
Switching voltage:	250 V AC/24 V DC	
Max. power dissipation:	1.2 W	
Output indication:	multifunction red LED	
Mechanical life:	10.000.000 ops.	
Electrical life (AC1):	100.000 ops.	
<b>Control</b>		
Control terminals:	S1-S2	
Impulse length:	min. 25 ms/max. unlimited	
Reset time:	max. 150 ms	
<b>Other information</b>		
Operating temperature:	-20 .. +55 °C (-4 ..131 °F)	
Storage temperature:	-30 .. +70 °C (-22 ..158 °F)	
Dielectric strength:	4 kV AC (supply - output) 4 kV AC (supply - control input)	
Operating position:	any	
Mounting:	DIN rail EN 60715	
Protection degree:	IP40 from front panel/IP10 terminals	
Overvoltage category:	III.	
Pollution degree:	2	
Max. cable size (mm <sup>2</sup> ):	solid wire max. 2x 2.5 or 1x 4/ with sleeve max. 1x 2.5 or 2x 1.5 (AWG 12)	
Dimensions:	90 x 17.6 x 64 mm (3.5" x 0.7" x 2.5")	
Weight:	72 g (2.5 oz.)	
Standards:	EN 61812-1	

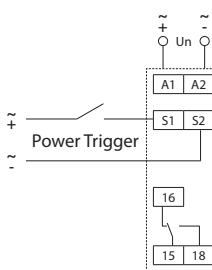
\* for adjustable delay <100 ms, a time deviation of ± 10 ms applies

- Multifunction time relay for universal use in automation, control and regulation or in house installations.
- Galvanically separated control input (Power Trigger).
- All functions initiated by the supply voltage, except for the flasher function, can use the control input to inhibit the delay (pause).
- Mode selection - according to the set function, permanently closed, permanently open, function of MEMORY LATCH with delay.
- Time scale 50 ms - 30 days divided into 10 ranges.
- Multifunction red LED flashes or shines depending on the operating status.

## Description

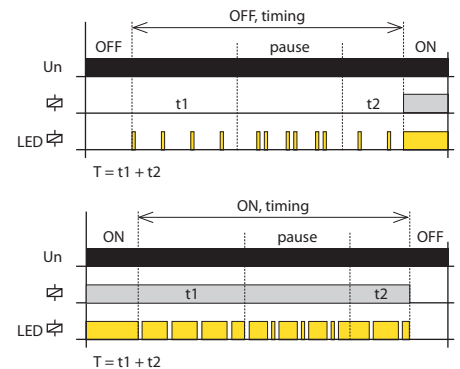


## Connection



(Range of control voltage same as supply voltage)

## Indication of operating states



## Mode selection

### FUNC. Settings function mode

The desired function a-j is set with the FUNC rotary switch.

### OFF. Output contact open mode



### ON. Output contact closed mode



### k. Function: MEMORY LATCH with delay



When the supply voltage is applied, the relay is open. If the control contact is closed, the relay closes and the time delay T starts. It does not matter the length of the control pulse. When the timing is complete, the relay opens. If the control contact is closed during timing, the relay opens immediately. Each time the control contact closes during relay timing, it changes status.