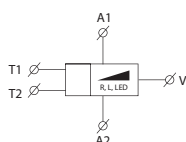




EAN code
DIM-2 /230 V: 8595188112475
DIM-2-1h /230 V: 8595188135740

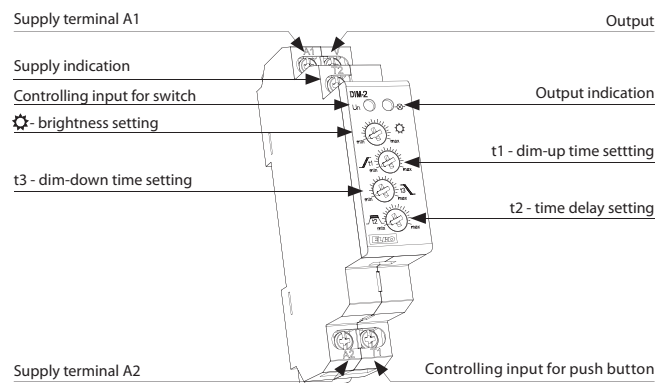
Technical parameters	DIM-2
Supply terminals:	A1 - A2
Voltage range:	AC 230 V / 50 Hz
Burden (unloaded):	max. 8 VA / 0.6 W
Max. dissipated power:	1.5 W
Supply voltage tolerance:	-15 %; +10 %
Supply indication:	green LED
Time setting by:	potentiometers
Time deviation:	10 % - mechanical setting
Repeat accuracy:	5 % - set value stability
Temperature coefficient:	0.01 % / °C, at = 20 °C (0.01 % / °F, at = 68 °F)
Recovery time:	max. 80 ms
Controlling T1 (button)	
Terminals:	T1 - A1
Voltage:	AC 230 V
Power on control input:	max. 1.5 VA
Impulse length:	min.100 ms /max. unlimited
Glow-lamps:	Yes
Max. amount of glow lamps connected to controlling input:	230 V - max. amount 50 pcs (measured with glow lamp 0.68 mA / 230 V AC)
Controlling T2 (switch)	
Terminals:	T2 - A1
Voltage:	AC 230 V
Power on control input:	0.1 VA
Impulse length:	min.100 ms / max. unlimited
Output	
Current rating:	2 A
Resistance load:	10 - 500 VA
Inductive load:	10 - 250 VA
Other information	
Operating temperature:	-20 °C to +55 °C (-4 °F to 131 °F)
Storage temperature:	-30 °C to +70 °C (-22 °F to 158 °F)
Operating position:	any
Mounting:	DIN rail EN 60715
Protection degree:	IP40 from front panel / IP10 terminals
Oversvoltage category:	III.
Pollution degree:	2
Max. cable size (mm ²):	solid wire max. 2x 2.5 or 1x 4/ with sleeve max. 1x 2.5 or 2x 1.5 (AWG 12)
Dimensions:	90 x 17.6 x 64 mm (3.5" x 0.7" x 2.5")
Weight:	64 g (2.3 oz.)
Standards:	EN 60669-2-1, EN 61010-1

Symbol



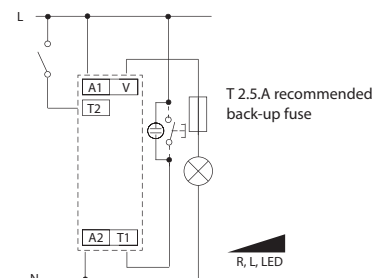
- Designated for dimming el. bulbs, halogen lights and halogen lights with winding transformers and Dimmable LED¹.
 - Intelligent control of halogen lights, function of gradual switching on and dimming.
 - Controlling inputs for push button and switch.
 - Values are set by potentiometers on front panel of the product, adjustable:
 - maximum dim-up
 - speed (fluency) of dim-up
 - speed (fluency) of dim-down
 - time for which a light is on with maximum dim-up.
 - Output without contact: 1x triac.
 - Clamp terminals.
 - Parallel connection of controlling pushbuttons is possible.
 - Protection against over-temperature inside the product - switches output off + signalizes overheating by LED flashing.
 - Note: possibility of start and finish adjustment up on 1 hour, device has description DIM-2 1h.
 - 1-MODULE, DIN rail mounting.
- ¹ For more information, see page 41

Description



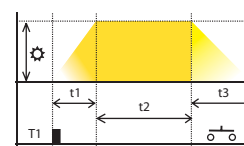
Recommendation for mounting: leave a gap of min. 0.5 module (approx. 9 mm) on side of the device to ensure better cooling of the device.

Connection



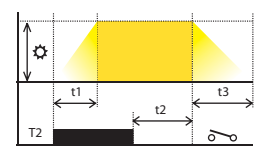
Function

Controlled via input T1 (button)



Dim-up delay-down is started by a button. Cycle extension - by re-pressing button (during the cycle).

Controlled via input T2 (switch)



The switch starts the cycle and it stops on max.set brightness. After the switch is off, the cycle will continue until completed.

- Legend:
- ☼ Brightness: 10 - 100 %
 - t1 Dim-up time: 1 - 40 s
 - t2 Time delay: 0 s - 20 min
 - t3 Dim-down time: 1 - 40 s