

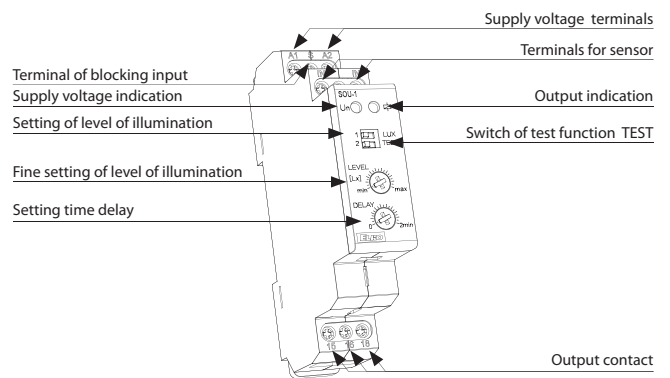


EAN code
 SOU-1/230V + SKS: 8595188121002
 SOU-1/UNI + SKS: 8595188121019
 Photosensor SKS: 8594030337288

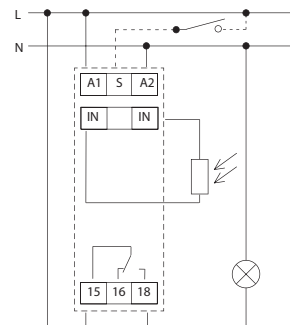
Technical parameters		SOU-1
Supply terminals:		A1 - A2
Voltage range:	UNI	AC/DC 12 - 240 V (AC 50 - 60 Hz)
Burden (max.):		AC 0.7 - 3 VA / DC 0.5 - 1.7 W
Voltage range:	230	AC 230 V / 50 - 60 Hz
Power input (apparent/loss):		AC max. 12 VA / 1.8 W
Max. dissipated power (Un + terminals):		3.5 W
Supply voltage tolerance:		-15 %; +10 %
Supply indication:		green LED
Time delay:		0 - 2 min
Time delay setting:		potentiometer
Illumination rang 1):		1 - 100 lx
Illumination rang 2):		100 - 50000 lx
Output		
Number of contacts:		1x changeover / SPDT (AgSnO ₂)
Current rating:		16 A / AC1
Breaking capacity:		4000 VA / AC1, 384 W / DC
Inrush current:		30 A / < 3 s
Switching voltage:		250 V AC1 / 24 V DC
Output indication:		red LED
Mechanical life:		3x10 ⁷
Electrical life (AC1):		0.7x10 ⁵
Control		
Power the control input:		0.8 - 530 mVA
Load between S-A2:		Yes
Control. terminals:		A1-S
Glow tubes connctions:		230 V - Yes / UNI - No
Max. amount of glow lamps connected to controlling input:		UNI - glow lamps cannot be connected, 230 V - max. amount 20 pcs (measured with glow lamp 0.68 mA / 230 V AC)
Impulse length:		min. 25 ms / max. unlimited
Reset time:		150 ms
Other information		
Operating temperature:		-20 °C to +55 °C (-4 °F to 131 °F)
Storage temperature:		-30 °C to +70 °C (-22 °F to 158 °F)
Electrical strength:		4 kV (supply - output)
Operating position:		any
Mounting:		DIN rail EN 60715
Protection degree:		IP40 from front panel / IP20 terminals
Sensor cable length:		max. 50 m (standard wire)
Overvoltage category:		III.
Pollution degree:		2
Max. cable size (mm ²):		solid wire max. 1x 2.5 or 2x 1.5 / with sleeve max. 1x 2.5 (AWG 12)
Dimensions of the sensor SKS:		66 x Ø 23.5 mm (2.6" x Ø 0.9")
Weight of sensor SKS:		15 g (0.5 oz.)
Dimensions:		90 x 17.6 x 64 mm (3.5" x 0.7" x 2.5")
Weight:		(UNI) - 76 g (2.7 oz.), (230) - 73 g (2.6 oz.)
Standards:		EN 60255-6, EN 61010-1

- Is used to control lights on the basis of ambient light intensity.
- Used for switching street illumination and garden lights, illumination of advertisements, shop windows, etc.
- Level of ambient intensity is monitored by an external sensor and output is switched according to set level on the device.
- Control input for additional control, e.g. time switch, preswitch etc.
- Level of illumination adjustable in two ranges:
 - 1 - 100 lx and 100 - 50000 lx.
- Adjustable time delay to eliminate short term fluctuation in illumination.
- External sensor IP44 suitable for mounting on the wall (cover and holder of a sensor are a part of the package).
- Supply voltage AC 230 V or AC/DC 12 - 240 V.
- Output contact: 1x changeover/ SPDT 16 A.
- Red LED output indication.
- 1-MODULE, DIN rail mounting.

Description



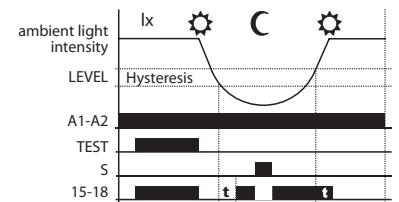
Connection



Description of DIP switch

Function

- DIP 1 - LUX
 ON
 ■ 100 - 50000 lx
 ■ 1 - 100 lx
- DIP 2 - TEST
 ON
 ■ TEST ON
 ■ NORMAL



Symbol

